



RUA A

69.36

72.00

10.00

72.00

71.20

1.50

70.40

69.60

69.36

gás

gás

gás

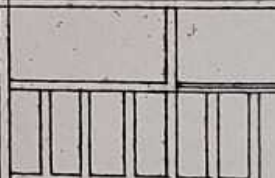
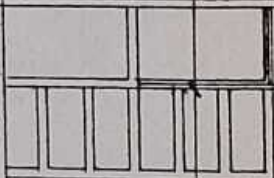
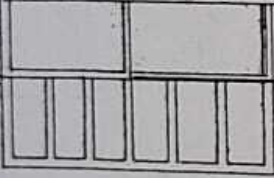
L 30

L28

L26

12.00

1.10



71.80

71.00

70.20

11.64

8.00

7.00

1.50

6.00

1590

70.80

70.90

70.10

69.71

RUA A

69.36

72.00

10.00

6.00

66.72

72.00

71.20

1.50

70.40

69.60

69.36

68.80

68.00

3.50

67.20

6.00

gás

gás

gás

gás

gás

gás

L 30

L28

L 26

L24

L 22

L20

12.00

1590

2900

71.80

71.00

70.20

68.60

67.80

67.00

11.64

8.00

7.00

1.50

6.00

1.50

8.00

8.00

10.00

70.80

70.90

70.10

68.50

67.70

68.00

RUA B

69.71